



# SecureIQlab<sup>®</sup>

## Public Test Report



## Cloud WAAP CyberRisk Validation Report – Imperva a Thales company

Product Version:

Cloud WAF and API Security

Language:

English

Published:

8 May, 2024

## Contents

1.	Executive Summary .....	2
2.	Introduction .....	3
3.	Security Efficacy .....	3
3.1.	OWASP Top 10 Validation .....	4
3.1.1.	OWASP Web Application Firewall Score .....	4
3.1.2.	OWASP Application Programming Interface Security Rating .....	5
3.2.	Advanced Threat Coverage .....	6
3.2.1.	Bot Attacks.....	7
3.2.2.	Layer 7 DoS Attacks .....	7
3.2.3.	Resiliency Score.....	8
3.2.4.	WAAP Vulnerability Assessment .....	8
4.	Operational Efficiency .....	9
4.1.	Web Application Firewall Operational Efficiency Details.....	10
4.2.	Application Programming Interface Security Operational Efficiency Details .....	12
5.	False Positive Avoidance.....	13
6.	Differentiators .....	13
7.	Conclusion .....	14
8.	Appendix .....	14
9.	Contact Information .....	14
10.	Copyright and Disclaimer.....	15

## 1. Executive Summary

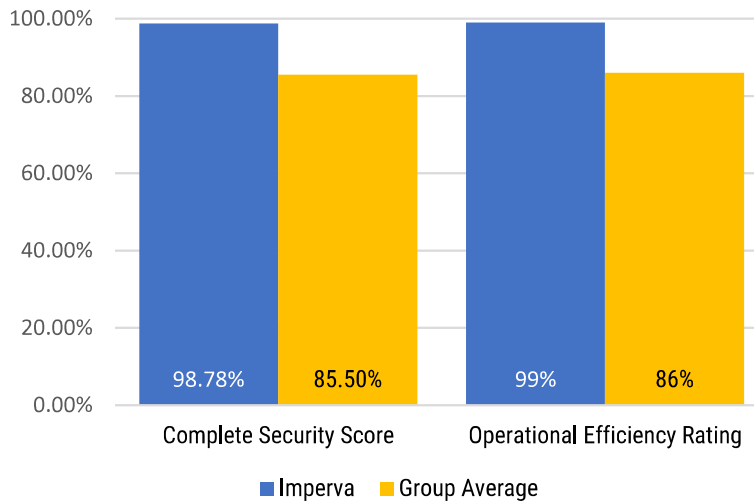


Figure 1. Overall Validation Results for Imperva Cloud WAF and API Security

This report discusses the test results for the Software as a Service (SaaS) Imperva Cloud WAF and API Security (WAAP). SecureQLab completed testing for 12<sup>1</sup> of the leading enterprise-class WAAP solutions to determine their security efficacy and operational efficiency. The higher the security efficacy and operational efficiency scores, the better. The Imperva Cloud WAAP was markedly superior to the group average.

WAAP solutions need to provide outstanding security and control that is easy to implement and efficient to use. This cloud WAAP test evaluated these products' effectiveness in mitigating attacks while minimizing operational burden.

SecureQLab measured security efficacy for the cloud WAAP solutions by subjecting applications and APIs protected by these products under test to more than 3500 diverse attacks. These attacks were selected based upon industry frameworks such as the OWASP Top 10<sup>2</sup>, MITRE ATT&CK, and Lockheed Martin Kill Chain<sup>3</sup>. Roughly 80 features and functions were validated in the evaluation of the WAAPs' operational efficiency. Key operational efficiency validation areas include ease of deployment, management, risk management, scalability, IAM control, visibility & analytics, and logging & auditing capabilities. This comprehensive validation of features and functions further raises the bar in cyber security industry and is unparalleled in contemporary validation and analysis as it exists in the marketplace. Testing was conducted in accordance with the standards of the Anti-Malware Testing Standards Organization<sup>4</sup> (AMTSO). The test used version 3.0 of the SecureQLab [Cloud Web Application Firewall and Application Programming Interface CyberRisk Validation Methodology](#) (AMTSO Test ID: AMTSO-LS1-TP097).

Because thousands of attacks were simulated during the test, test results have necessarily been simplified and presented for review in a summary format. Figure 1 provides a summary of the Imperva Cloud WAF and API Security overall validation results. Imperva earned the top *Complete Security Score* with a score of 98.78% and the top *Operational Efficiency Score* with a score of 99%, which are significantly higher than the group averages.

This report covers testing for just 1 of the 12 products. An overview comparative report is also available. Reports are also available for the other 11 products tested.

<sup>1</sup> Testing was attempted on a total of 15 cloud WAF solutions. See [vendor list](#) for details.

<sup>2</sup> Open Web Application Security Project®.

<sup>3</sup> <https://www.lockheedmartin.com/en-us/capabilities/cyber/cyber-kill-chain.html>.

<sup>4</sup> <https://www.amtso.org/>

## 2. Introduction

Cloud-based WAAPs should accurately detect, prevent, and log attack attempts while avoiding false positives. The majority of the attacks conducted against the cloud WAAP product under test were tactics and techniques identified by OWASP for the exploitation of applications and APIs.

Tests were performed utilizing black-box and gray-box testing. Black-box testing assumes that the internal code structure of the product being tested is unknown to the tester. For this testing approach, testers are not required to know a system’s implementation details. Gray-box testing assumes that part of the product’s internal code structure is known to the tester.

Default configurations and rule sets were used for the majority of the products in this test. However, any “Detect Only” mode settings that were part of default configurations were modified to “Block” mode, with default rulesets used as applicable.

Tuning was based on industry and marketplace expectations that these solutions will require minimal to no tuning during the provisioning, deployment, and management phases. This translates to lower operational expenses and increased revenue for the targeted audience, i.e., SMBs, managed service providers (MSPs), and managed security service providers (MSSPs). To align with the customer experience, any required tuning was performed according to publicly available vendor recommendations.

WAAP-protected applications and APIs were used during testing by performing standard user transactions that included form submissions, comment writing, ecommerce transactions, authentication and authorization, data additional and retrieval, and other transactions. See the Appendix for additional information on the configurations. More detailed information about our testing methods is contained in version 3.0 of the [Cloud Web Application Firewall and Application Programming Interface CyberRisk Validation Methodology](#) (AMTSO Test ID: AMTSO-LS1-TP097).

## 3. Security Efficacy

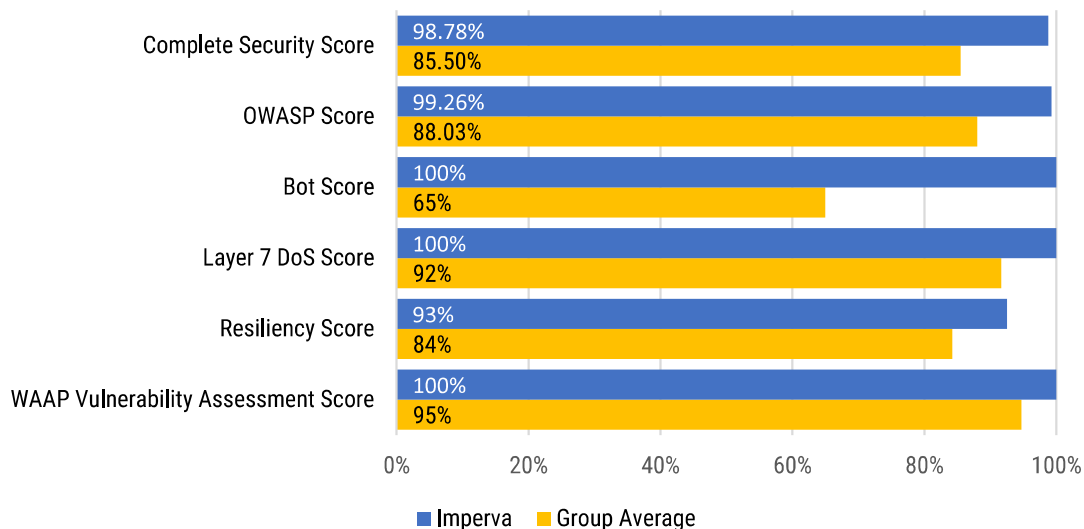


Figure 2. Security Validation Results for Imperva WAAP

Figure 2 above provides an overview of the SecureQLab findings during the security validation of the Imperva Cloud WAAP. To summarize, SecureQLab’s testing demonstrates the efficacy of the Imperva Cloud WAAP in this area. The *Complete Security Score* depicts the average of all security categories tested. Equation 1 below depicts the *Complete Security Score* calculation.

$$\text{Complete Security Score} = \frac{\text{A01 Score} + \text{A03 Score} + \text{A04 Score} + \text{A05 Score} + \text{A06 Score} + \text{A07 Score} + \text{A10 Score} + \text{Bot Score} + \text{Layer 7 DoS Score} + \text{Resiliency Score} + \text{WAAP Vulnerability Assessment Score}}{11}$$

Equation 1. Calculation of Complete Security Score

Every cloud WAAP evaluated in this test was subjected to 11 different categories of more than 30 real world-based operational scenarios targeting small-to-medium businesses and enterprises alike. Over 3500 validated attacks were used encompassing these scenarios and categories. The testing performed by SecureQLab carries on our tradition of innovation and improvement. The complete security score consists of Web Application Firewall specific attacks; API attacks were not factored in on this inaugural WAAP test. SecureQLab will continue to add attack libraries and other relevant operational metrics in future iterations of this test as attacks continue to evolve.

### 3.1. OWASP Top 10 Validation

The OWASP Top 10<sup>5</sup> lists are assembled by security experts from across the globe and describe the most critical web application and application programming interface vulnerabilities<sup>6</sup>. The order of these lists is based on vulnerability frequency, severity, exploitability, and detectability. SecureQLab testing is based on the most recent iterations of the OWASP Top 10 Web Application Security Risks—2021 and OWASP Top 10 API Security Risks—2023.

#### 3.1.1. OWASP Web Application Firewall Score


 OWASP WAF	Test Case	Imperva %Blocked/Score	Group Test Average
A01:2021-Broken Access Control	Path Traversal	100.0%	99.5%
	CSRF	100.0%	52.8%
A02:2021-Cryptographic Failures	Cryptographic Failures	100.0%	100.0%
A03:2021-Injection	XPath Injection	73.3%	83.8%
	Host Header Injection	100.0%	88.9%
	HTML Injection	100.0%	94.4%
	SQL Injection (SQLi)	100.0%	98.2%
	OS Command Injection (OSi)	99.3%	73.3%
	Cross Site Scripting (XSS)	100.0%	99.7%
	LDAPi	95.8%	79.5%
	SSTI	100.0%	83.1%
	PHP Code Injection	100.0%	96.9%
	A04:2021-Insecure Design	Web Scraping(Parse Hub)	100.0%
A05:2021-Security Misconfiguration	LFI	100.0%	71.1%
	RFI	100.0%	87.8%
	Unrestricted File Upload (UFU)	100.0%	82.2%
A06:2021-Vulnerable and Outdated Components	XXE	100.0%	83.3%
	Vulnerable Web Environment	93.8%	88.0%
A07:2021-Identification and Authentication Failures	Bruteforce Attack	100.0%	91.7%
A09:2021-Security Logging and Monitoring Failures	Logging and Monitoring	100.0%	87.1%
A10:2021-Server-Side Request Forgery (SSRF)	SSRF	100.0%	76.4%
<b>OWASP WAF Score</b>		<b>99.26%</b>	<b>88.03%</b>

Table 1. OWASP WAF Vulnerability Testing

<sup>5</sup> <https://owasp.org/www-project-top-ten/>

<sup>6</sup> SecureQLab is not affiliated with OWASP.

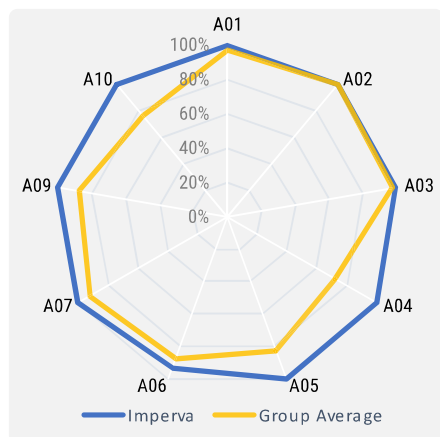


Figure 3. Comparative OWASP WAF Coverage for Imperva vs Group Average

The Imperva Cloud WAAP was tested against 9 of the OWASP Top 10 vulnerabilities. The OWASP A08:2021–Software and Data Integrity Failures vulnerability was not included in testing because it relates to coding and infrastructure practices that are outside the scope of WAAP security. The Figure 3 radar plot shows the relative OWASP coverage area for Imperva versus the group test average. In the radar plot, more area means better performance.

For detailed explanations of each of these attacks, please reference the OWASP Top 10. Table 1 above provides the results from these tests.

Test case averages are calculated by determining the percentage of the total attacks blocked to the total attacks used in the test case. Category averages are determined by calculating the percentage of the total number of blocked attacks divided by the total number of attacks for all the test cases within each category. As an example, Equation 2 below provides the formula for calculating the average for the A01 Broken Access Control vulnerabilities category.

$$A01 \text{ Broken Access Control} = \frac{\text{Total \# CSRF Attacks Blocked} + \text{Total \# Path Traversal Attacks Blocked}}{\text{Total \# CSRF Attacks} + \text{Total \# Path Traversal Attacks}} \times 100\%$$

Equation 2. Formula for Calculating the Average for A01 Broken Access Control Vulnerabilities OWASP Category

The OWASP score is calculated by averaging the nine test categories within the OWASP top 10 that were validated during testing. Equation 3 below demonstrates the calculation for the OWASP Score.

$$OWASP \text{ Score} = \frac{A01 \text{ Score} + A02 \text{ Score} + A03 \text{ Score} + A04 \text{ Score} + A05 \text{ Score} + A06 \text{ Score} + A07 \text{ Score} + A09 \text{ Score} + A10 \text{ Score}}{9}$$

Equation 3. OWASP Score Calculation

Please see the Appendix for information regarding mapping the OWASP test cases to the MITRE ATT&CK Enterprise Framework.<sup>7</sup>

From the above, Imperva demonstrated superior security coverage over the 9 OWASP categories tested. Imperva scored 100% in 17 out of the 21 validated test cases and scored considerably better than the group average.

### 3.1.2. OWASP Application Programming Interface Security Rating

Application Programming Interface (API) security is critical for organizations from a security or regulatory standpoint. An effective WAAP solution must help organizations prevent unauthorized access to sensitive data or functionalities while maintaining reliable operations over multiple protocols.

This inaugural test of API Security was executed to understand the current state of API security as it exists in the marketplace. No relevant dataset exists, and these API security results serve as a baseline of the WAAP industry. Security Testing was performed over six API protocols. These protocols represent the majority of the API deployment as it exists today. More than 70 attacks were used in the testing of the WAAP’s API Security efficacy. Attacks were selected based on the OWASP API Security Top 10 2023.

<sup>7</sup> SecureIQLab is not affiliated with The MITRE Corporation.


 OWASP API	Imperva Rating (1-5)	Group Average (1-5)
API1:2023 - Broken Object Level Authorization	5	2.7
API2:2023 - Broken Authentication	1	2.3
API3:2023 - Broken Object Property Level Authorization	5	2.8
API4:2023 - Unrestricted Resource Consumption	4	2.7
API5:2023 - Broken Function Level Authorization	2	2.3
API6:2023 - Unrestricted Access to Sensitive Business Flows	5	3.7
API7:2023 - Server Side Request Forgery	1	2.3
API8:2023 - Security Misconfiguration	3	2.0
API9:2023 - Improper Inventory Management	5	2.8
API10:2023 - Unsafe Consumption of APIs	5	5.0
<b>OWASP API Rating</b>	<b>3.6</b>	<b>2.9</b>

Table 2. OWASP API Security Rating Results

Protocols Tested	Imperva Rating (1-5)	Group Average (1-5)
REST-API	5	3.2
GraphQL	4	3.2
SOAP	3	3.4
Kubernetes	3	3.5
WebSockets	1	1.9
gRPC	5	2.3
<b>API Security Rating</b>	<b>3.5</b>	<b>2.9</b>

Table 3. API Security Results for Tested Protocols

Table 2 highlights the results of testing against the OWASP API framework. Table 3 highlights the results from this testing for the API Security Rating for each protocol tested. Ratings are between 1 and 5 where 5 represents the highest security efficacy. The rating system is as follows:

- Rating of 5: Security Efficacy  $\geq$  90%
- Rating of 4: 90% > Security Efficacy  $\geq$  70%
- Rating of 3: 70% > Security Efficacy  $\geq$  45%
- Rating of 2: 45% > Security Efficacy  $\geq$  20%
- Rating of 1: 20% > Security Efficacy

The above data showcases Imperva’s better-than-average OWASP API Security protection and better-than-average security coverage over various protocols. Currently, API security testing is not part of the *Complete Security Score*. Future iterations of this test will see the results included in the *Complete Security Score*.

### 3.2. Advanced Threat Coverage

The results of advanced threat coverage represent threats that are not covered by OWASP Top 10 but are sophisticated and relevant enough for every WAAP solution to provide coverage. This section consists of Bot Attacks, Layer 7 DoS Attacks, Resiliency, and WAAP Vulnerability assessment.



### 3.2.1. Bot Attacks

For purposes of this test, a bot is defined as an automated tool that is used by a remote attacker to carry out automated attacks. The bot tool can exist on the attacker’s computer or a compromised endpoint. Imperva’s Cloud WAAP was tested against five types of bot attacks. Two of these bot attacks are part of the OWASP security validation. The remaining three attacks are scored within this category. These attacks were initiated from Asian and North American locations to determine whether the geolocation of an attack source impacts the product’s security effectiveness. Results show that geolocation does not impact the product’s security effectiveness. The *Bot Score* is calculated by averaging the three contributing scores. The maximum *Bot Attack Score* for the tested vendors was 100%. The minimum *Bot Attack Score* for the tested vendors was 0%.


 Bot Attacks	Imperva Results	Group Average
Web Crawler	Blocked	67%
Broken Link Checker	Blocked	67%
User Agent Manipulation	Blocked	50%
<b>Bot Score</b>	<b>100%</b>	<b>65%</b>

Table 4. Bot Attack Results

Table 4 shows Imperva received a perfect score in Bot Protection and performed considerably better than the group average.

### 3.2.2. Layer 7 DoS Attacks

Layer 7 Distributed Denial-of-Service (DDoS) and Layer 7 Denial-of-Service (DoS) attacks are more difficult to detect than other DDoS and DoS layer attacks because they use a valid TCP connection. Below, Table 5 presents the results of testing Imperva’s Cloud WAAP against two Layer 7 DDoS attacks and five Layer DoS attacks. These attacks to the MITRE ATT&CK framework, as far as possible. The product’s *Layer 7 DDoS and DoS Score* was determined by taking the average of its scores against the seven attacks. The highest Layer 7 DDoS Score of the group of tested vendors in this category was 100% and the lowest rating was 57%.


 Layer 7 DoS	Imperva Results	Group Average
DDoS - LOIC	Blocked	83%
Slowhttptest Slow Header (-H)	Blocked	92%
Slowhttptest Slow Body (-B)	Blocked	83%
Slowhttptest Slow Read (-X)	Blocked	100%
Torshammer	Blocked	92%
MHDDoS	Blocked	92%
Slowloris	Blocked	100%
<b>Layer 7 Dos Score</b>	<b>100%</b>	<b>92%</b>

Table 5. Layer 7 DoS Results

Imperva blocked both two Layer 7 DDoS attacks and all five of the Layer 7 DoS attacks, earning a perfect score.



### 3.2.3. Resiliency Score

Security products must demonstrate resiliency. The prevailing definition of operational resilience is provided by the Department of Defense (DoD), and states it is: “The ability of systems to resist, absorb, and recover from or adapt to an adverse occurrence during operation that may cause harm, destruction, or loss of ability to perform mission-related functions.”<sup>8</sup>

To test its operational resilience, The Imperva Cloud WAAP was tested against 103 resiliency test cases using 3 unique attack vectors. These were employed to determine whether it could successfully block attacks that would otherwise go unseen. A higher resiliency score indicates a product is more capable of withstanding and absorbing different variations of attacks, while a lower resiliency score indicates the opposite.

Table 6 below provides the Imperva Cloud Web Application Firewall and API Security results for the test cases. The *Resiliency Score* is the percentage of attacks blocked out of the total 103 attacks. The maximum *Resiliency Score* for the tested vendors was 99.3%, and the minimum *Resiliency Score* for the tested vendors was 54.9%.


 Resiliency	Imperva Results	Group Average
Cross Site Scripting	83%	89%
OS Command Injection	95%	73%
SQL Injection	100%	92%
<b>Resiliency Score</b>	<b>92.5%</b>	<b>84.3%</b>

Table 6. Resiliency Validation Results

Imperva performed notably better than the group average *Resiliency Score*.

### 3.2.4. WAAP Vulnerability Assessment


 WAAP Vulnerability Assessment	Imperva Results	Group Average
Configuration & Deployment Management	Pass	92%
Identity Management Testing	Pass	100%
Authentication Testing	Pass	92%
Authorization Testing	Pass	92%
Session Management Testing	Pass	92%
Input Validation Testing	Pass	92%
Testing for Error Handling	Pass	100%
Testing for Weak Cryptography	Pass	100%
Business Logic Testing	Pass	100%
Client-side Testing	Pass	83%
API Security testing	Pass	100%
<b>WAAP Vulnerability Assessment Score</b>	<b>100%</b>	<b>95%</b>

Table 7. WAAP Vulnerability Assessment Results

<sup>8</sup> [https://csrc.nist.gov/glossary/term/operational\\_resilience](https://csrc.nist.gov/glossary/term/operational_resilience)

Security solutions, regardless of their deployment method, should not increase the attack surface of the environments that they are designed to protect. Additionally, privileges granted to security solutions should not be exploitable by threat actors. SecureIQLab has assessed the security of the cloud WAAP product itself.

Imperva was tested against 11 vulnerability assessment techniques that are commonly used to assess the hardness of WAAP systems. Furthermore, this assessment also represents secure design outcomes. Table 7 provides the details of our findings. Seven out of the 12 WAAP solutions tested passed the WAAP Vulnerability Assessment with a score of 100%.



Imperva performed better than average in the WAAP vulnerability assessment and earned a perfect score. For earning a 100% WAAP Vulnerability Assessment Score, SecureIQLab rates Imperva as “Secure by Design”.

#### 4. Operational Efficiency

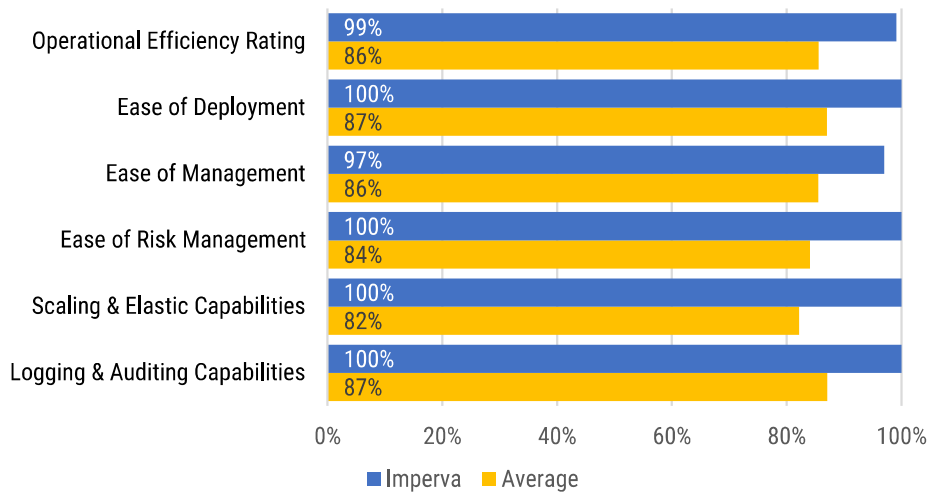


Figure 4. Overview of Operational Efficiency Results for Imperva Cloud Web Application Firewall

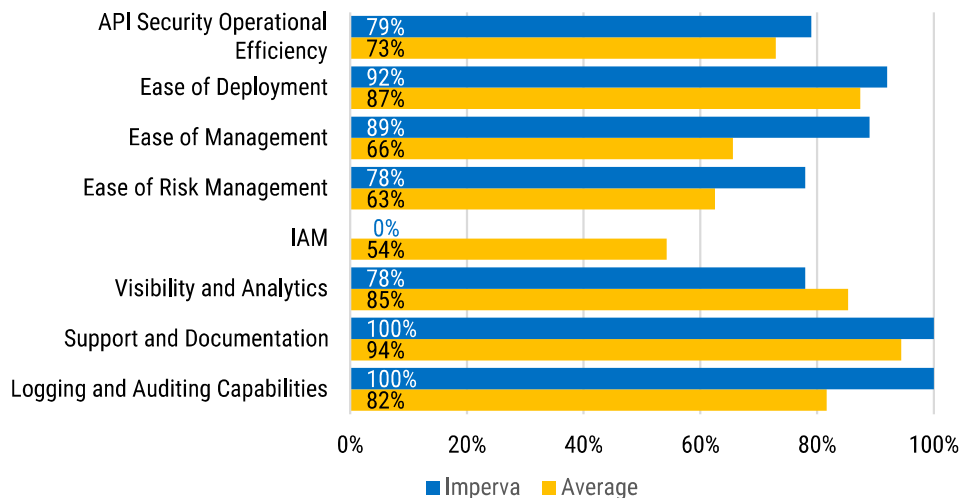


Figure 5. Overview of Operational Efficiency Results for Imperva Cloud API Security

Operational efficiency in deploying, managing, and utilizing WAAP solutions is critical for modern enterprises. WAAP solutions that provide WAF and API security with a high operational efficiency optimize resource allocation, minimize the burden on infrastructure, and reduce operational costs.

As to the first, SecureQLab already validated WAF operational efficiency in five areas of validation with a total of 39 features and functions validated. These five areas include Ease of Deployment, Ease of Management, Ease of Risk Management, Scalable & Elastic Capabilities, and Logging & Auditing Capabilities. Figure 4 above provides an overview of the operational efficiency results for the Imperva Cloud WAAP.

As to the second, in SecureQLab’s premiere validation of API security operational efficiency, seven categories are reviewed, within which a total of 37 features and functions are validated. These seven categories include Ease of Deployment, Ease of Management, Ease of Risk Management, Identity Access Management Control, Visibility & Analytics, Support and Documentation, and Logging & Auditing Capabilities. Figure 5 provides an overview of the operational efficiency findings for the API Security Platform.

The features and functions within each category are awarded scores based on their capabilities. These scores are then tallied together to form a rating of high, med, or low. The *Operational Efficiency Rating* is equal to the total number of points scored respectively by the WAAP operational efficiency validation over the total number of points. Category scores were calculated by aggregating earned points and then dividing this number by the total number of possible points to find a percentage. Points (integers 0 – 3) are earned for each feature within a category as follows:

- High or Yes (Green) = 3 Points
- Med (Yellow) = 2 Points
- Low (Orange) = 1 Point
- NA/No (Red) = 0 Points

The *Operational Efficiency Rating* was calculated by adding together the total points for each category, then dividing this number by the maximum potential points (117) and multiplying that number by 100%. Equation 4 states the *Operational Efficiency Rating* calculation. The *API Security Operational Efficiency Rating* is calculated in a similar manner to the *Operational Efficiency Rating* using the percentage of the total points earned from the seven areas of validation to the 111 total points possible.

$$\text{Operational Efficiency Rating} = \frac{\left( \begin{array}{c} \text{Ease of} \\ \text{Deployment} \\ \text{Points} \end{array} + \begin{array}{c} \text{Ease of} \\ \text{Management} \\ \text{Points} \end{array} + \begin{array}{c} \text{Ease of Risk} \\ \text{Management} \\ \text{Points} \end{array} + \begin{array}{c} \text{Scalable} \\ \text{and Elastic} \\ \text{Points} \end{array} + \begin{array}{c} \text{Logging} \\ \text{and Auditing} \\ \text{Points} \end{array} \right) \times 100\%}{117 \text{ points}}$$

Equation 4. Operational Efficiency Rating Calculation

The average result for each feature validated is used to calculate the test group feature results. Group test averages were then calculated by adding the average score for each feature and then dividing this number by the total number of possible points to find a percentage.

## 4.1. Web Application Firewall Operational Efficiency Details

The detailed results for SecureQLab’s validation of Imperva’s operational efficiency are found below in Table 8. Imperva received the highest score for operational efficiency and was notably higher than the group average.

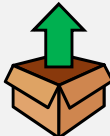




	<b>WAF Operational Efficiency Test Case</b>	<b>Imperva Rating</b>	<b>Group Average</b>
	Simplicity of Provisioning	High	High
	Ease of Setting Up WAF Service	High	High
	Ease of Certificate creations and management	High	High
	Application Load Balancing and Monitoring	High	High
	Deployment Autonomy/customer support experience	High	High
	Integration with Multi-Cloud WAF	Yes	Yes
	Plug and Play Integration with On-prem Firewall	Yes	No
	Plug and Play Integration for SIEM/S3 Bucket	Yes	Yes
	Plug and Play Integration for API Gateway	Yes	Yes
	<b>Ease of Deployment Rating</b>		<b>100%</b>
	Simplicity of Tuning WAF	High	High
	False Positive Resistant Pre-Canned Security Profile	High	High
	Intuitiveness of Security Policy	High	High
	Ease of Managing Security Policy	High	High
	Customization of Dashboard	High	High
	Capability of Asset Management	High	Medium
	Facilitation of PCI Compliance	High	Medium
	Facilitation of Data Sovereignty (GDPR)	High	High
	WAF Update Automation	Medium	Medium
	Simplicity of Managing Web ACL	High	High
	Single Sign On Support	Yes	Yes
	Efficient User Management	High	Medium
	<b>Ease of Management Rating</b>		<b>97%</b>
	Risk Assessment & Mitigation	High	Medium
	Security Metrics Reporting	High	High
	Threat Analytics Dashboard	High	High
	Alert and Rule Management	High	High
	Automated Alert and Rule Management	High	Medium
	Incident Management	High	Medium
	<b>Ease of Risk Management Rating</b>		<b>100%</b>
	Load Balancing and Failover Capability	High	High
	Auto-Scaling Capability	Yes	Yes
	Manual Scaling Capability	Yes	No
	Designed for Static and Dynamic Sites	Yes	Yes
	Multi-tenancy Support	Yes	Yes
	<b>Scaling and Elastic Capabiites Rating</b>		<b>100%</b>
	Log Configuration Simplicity	High	High
	Log Storage Capability	High	High
	Web Request Inspection	High	High
	Application Monitoring	High	Medium
	Infrastructure Monitoring	High	High
	Auditing Capability	High	Medium
	Multi-Factor Authentication	Yes	Yes
	<b>Logging &amp; Auditing Capabilites Rating</b>		<b>100%</b>
<b>WAF Operational Efficiency Rating</b>		<b>99%</b>	<b>86%</b>

Table 8. Operational Efficiency Detailed Results

## 4.2. Application Programming Interface Security Operational Efficiency Details

	API Security Operational Efficiency Validation Case	Imperva Rating	Group Average
	API Technology Supported	High	High
	Speed for API Deployment	Medium	Medium
	Speed to Push the Policy	High	High
	Support for Multiple Deployments	High	High
	<b>Ease of Deployment Rating</b>	<b>92%</b>	<b>88%</b>
	API Endpoint Addition Support	Medium	Medium
	API Endpoint Visibility	High	Medium
	API Endpoint Discovery	High	Low
	Default Template for Policy Management Support	Medium	Medium
	Speed to Discover All API Endpoints	Low	Low
	Violation ratings support	High	High
	Managing policies for API groups	High	High
	Capability of dashboard to filter and export data	High	Medium
	Intuitiveness of security policy	High	High
	Ease of tuning API security policies	High	High
	API Endpoint Classification Capability	High	Low
	Visibility into different API versions	Yes	No
<b>Ease of Management Rating</b>	<b>89%</b>	<b>66%</b>	
	Alert on Implementation Malpractice	High	Low
	Coverage for Top 10 OWASP List	High	Medium
	Rate Limiting Strategies to Manage Risks	High	High
	Speed to Patch API Security Signature	Low	Low
	False Positive Mitigation Strategy Support	Yes	Yes
	Access Token Theft/Leakage Strategies	Low	Low
	<b>Ease of Risk Management Rating</b>	<b>78%</b>	<b>63%</b>
	MFA Integration Support	No	No
	Role-Based Access Control Support	No	No
	SSO Integration Support	No	Yes
	Authentication and Authorization Mechanisms Support.	Low	Medium
<b>Identity Management and Access Control</b>	<b>0%</b>	<b>54%</b>	
	Security Metrics Reporting	High	High
	Dashboard Customization	Low	Medium
	Exporting of Security Metrics	High	High
<b>Visibility and Analytics</b>	<b>78%</b>	<b>85%</b>	
	Documentation for Installation in Public Domain	High	High
	Documentation for Best Practices Deployment	High	High
	Support for Knowledge Base	High	High
	Vendor Moderated Support Forum	High	High
	Private Channel for Communication with Support	High	High
	<b>Support and Documentation</b>	<b>100%</b>	<b>94%</b>
	API Application Monitoring Capabilities	High	Medium
	Logs Retention	High	Medium
	Log Export Capabilities	High	High
<b>Logging &amp; Auditing Capabilities Rating</b>	<b>100%</b>	<b>81%</b>	
<b>API Operational Efficiency Rating</b>	<b>79%</b>	<b>73%</b>	

Table 9. API Operational Efficiency Results

As Table 9 demonstrates, Imperva’s API operational efficiency is better than average and scored perfect scores in two of the seven categories.

## 5. False Positive Avoidance

WAAPs need to allow business-related transactions while blocking malicious activity. Blocking legitimate user activity constitutes a false positive, increases the operational burden for the enterprise and requires additional tuning to correct.

Properly tuned security devices will not detect benign traffic as malicious. More than 6,500 false positive test cases were used to validate that the product under test (PUT) would not block simulated consumer purchases. These test cases simulated users that would browse the web application normally while being protected by the cloud WAAP. The results for the *False Positive Avoidance* testing are found below in Table 10. The higher the *False Positive Avoidance Score*, the less impact on the operational efficiency.

Imperva's *False Positive Avoidance Score* is the percentage of the total allowed legitimate activity test cases to the total test cases.

 False Positives	Imperva Results	Group Average
False Positive Avoidance Score	99.97%	99.98%

Table 10. False Positive Avoidance Score

The highest *False Positive Avoidance Score* of the group of tested vendors in this category was 100.0%, and the lowest score was 99.90%. Imperva performed nearly at the group average.

## 6. Differentiators

Imperva provided the following information to highlight their market differentiators:

**Imperva Application Security** stands out as a unified platform safeguarding modern and hybrid applications across various environments. Here's a breakdown of its key strengths:

**Leader in Application Security:** Imperva boasts a well-established reputation as a historical leader in the application security space. Market analysts consistently recognize their solutions for their effectiveness.

**WAF as the Core Defense:** Imperva's WAF serves as the foundational layer of its security suite. It acts as a powerful filter, meticulously inspecting all web traffic and blocking malicious attempts before they can reach your applications.

**Multi-Vector Threat Protection:** Building upon the core WAF, Imperva's platform extends its reach to tackle diverse threats. This includes protection against DDoS attacks, malicious bots, API threats, and client-side vulnerabilities, ensuring comprehensive application security.

**Unmatched Bot & API Protection:** Imperva sets itself apart with its superior bot and API protection capabilities. While competitors offer basic protections, Imperva delves deeper. It defends against highly sophisticated scraping techniques and advanced API attacks like Broken Object Level Authorization (BOLA) and Broken Functionality Level Authorization (BFLA). These capabilities ensure your application's business logic remains secure from the most cunning attempts to exploit it.

**Near-Zero False Positives & Automatic Blocking:** Imperva prides itself on an exceptional level of accuracy. Its security measures are designed to block threats

with minimal false positives, ensuring legitimate traffic flows smoothly. Furthermore, over 90% of Imperva's customers leverage its automatic blocking mode, enabling immediate protection without manual intervention.

**Faster Threat Response & Hybrid Deployments:** Imperva empowers organizations to react swiftly to security incidents. Its adaptive controls cater to hybrid deployments, allowing seamless integration with existing infrastructure. Additionally, Imperva offers managed security services with threat research expertise, extending the capabilities of your internal security team.

By combining industry-leading WAF technology with a comprehensive security suite that tackles modern threats, Imperva Application Security offers a compelling solution for businesses seeking robust application security.

## 7. Conclusion

The Imperva Cloud WAF and API Security performed remarkably well in both security efficacy and operational efficiency. Imperva's *Complete Security Score* of 98.78% is the highest score earned and is significantly better than the average score. Imperva's *Operational Efficiency Rating* of 99% is also the top score and is notably better than average. Additionally, Imperva's *WAF OWASP score* is in the top two, with a score of 99.26%. These remarkable scores were earned while generating minimal false positives throughout the test cycle.

As one of the seven vendors that successfully passed the WAAP vulnerability assessment with a score of 100%, The Imperva Cloud WAF and API Security has earned SecureQLab's rating of "Secure by Design".

## 8. Appendix

Please see the linked appendix [here](#).

## 9. Contact Information

SecureQLab, LLC.  
9600 Great Hills Trail Suite #150W  
Austin, TX 78759 USA  
+1.512.575.3457  
  
www.secureiqlab.com  
info@secureiqlab.com



## 10. Copyright and Disclaimer

Copyright © 2024 SecureQLab, LLC. All rights reserved. The content of this report is protected by United States and international copyright laws and treaties. You may only use this report for your personal, non-commercial, informational purposes. Without SecureQLab's prior written consent, you may not: (i) reproduce, modify, adapt, create derivative works from, publicly perform, publicly display, or distribute this report; or (ii) use this report, the SecureQLab name, or any SecureQLab trademark or logo as part of any marketing, promotion, or sales activities. THIS REPORT IS PROVIDED "AS IS," "AS AVAILABLE" AND "WITH ALL FAULTS." TO THE MAXIMUM EXTENT PERMITTED BY LAW, SECUREQLAB EXPRESSLY DISCLAIMS ALL WARRANTIES AND REPRESENTATIONS, EXPRESS OR IMPLIED, INCLUDING: (a) THE IMPLIED WARRANTIES OF MERCHANTABILITY AND FITNESS FOR A PARTICULAR PURPOSE; AND (b) ANY WARRANTY WITH RESPECT TO THE QUALITY, ACCURACY, CURRENCY OR COMPLETENESS OF THE REPORT, OR THAT USE OF THE REPORT WILL BE ERROR-FREE, UNINTERRUPTED, FREE FROM OTHER FAILURES OR WILL MEET YOUR REQUIREMENTS. WITHOUT LIMITING THE GENERALITY OF THE FOREGOING SENTENCE, YOU ACKNOWLEDGE AND AGREE THAT THE QUALITY, ACCURACY, CURRENCY AND COMPLETENESS OF THE REPORT DEPEND UPON VARIOUS FACTORS, INCLUDING FACTORS OUTSIDE OF SECUREQLAB'S CONTROL, SUCH AS: (1) THE QUALITY, ACCURACY, CURRENCY OR COMPLETENESS OF INFORMATION AND MATERIALS PROVIDED BY OTHER PARTIES THAT ARE RELIED UPON BY SECUREQLAB IN PERFORMING PREPARING THE REPORT; AND (2) THE UNDERLYING ASSUMPTIONS MADE BY SECUREQLAB IN PREPARING THE REPORT REMAINING TRUE AND ACCURATE. YOU ARE SOLELY RESPONSIBLE FOR INDEPENDENTLY ASSESSING THE QUALITY, ACCURACY, CURRENCY AND COMPLETENESS OF THE REPORT BEFORE TAKING OR OMITTING ANY ACTION BASED UPON THE REPORT. IN NO EVENT WILL SECUREQLAB BE LIABLE FOR ANY LOST PROFITS OR COST OF COVER, OR DIRECT, INDIRECT, INCIDENTAL, SPECIAL, EXEMPLARY, PUNITIVE OR CONSEQUENTIAL DAMAGES, INCLUDING DAMAGES ARISING FROM OR RELATING TO ANY TYPE OR MANNER OF COMMERCIAL, BUSINESS OR FINANCIAL LOSS, EVEN IF SECUREQLAB HAD ACTUAL OR CONSTRUCTIVE KNOWLEDGE OF THE POSSIBILITY OF SUCH DAMAGES AND REGARDLESS OF WHETHER SUCH DAMAGES WERE FORESEEABLE.

For more information about SecureQLab and the testing methodologies, please visit our website.

SecureQLab (May 2024)